



Jr. Ranger Guide

HAPPY
New Year
2025

WINTER EDITION 2025

Just for RCU kids

INDOOR WINTER FUN

Unique ways to have fun indoors without spending a lot of money.

When winter weather keeps you indoors, it's the perfect time to unleash your creativity. Explore this list of low-cost activities to turn your home into an indoor Winter Fun-derland!









DIY ESCAPE ROOM CHALLENGE

Turn a room into a mini escape adventure! Write clues on slips of paper and hide them around the room, leading to a

small "treasure" (like a hidden snack or prize). You can create puzzles using items around the house—books, keys, or objects with numbers on them—to unlock each "clue." See who can solve the puzzles and "escape" the room the fastest!

STORYTELLING DICE GAME

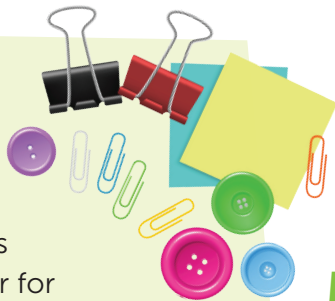
Grab a few dice and assign a different topic to each number. For example:

-  1 = Describe a character.
-  2 = Name a place.
-  3 = Think of a silly problem.
-  4 = Add a funny twist.
-  5 = Introduce a new character.
-  6 = Come up with an exciting ending.

Roll the dice and add to the story based on your roll! Go around the room, building the story as you go - the wilder the adventure, the better!

JUNK DRAWER ART CHALLENGE

Most of us have a junk drawer in our house. With your parent's permission, raid the junk drawer for paperclips, buttons, or twist ties. Then, turn these everyday objects into a work of art! Glue them to paper or build sculptures, and then share your creations. See who can make the wildest masterpiece out of stuff you never thought could be art supplies.



MYSTERY MAILBOX GAME

First, make a "mailbox" using an old box or envelope. Next, have friends and family drop funny notes, jokes, or small "challenges" in the mailbox for each other. Every day, check the mailbox for your surprise! It's like having a mini secret mail system just for your house. You can take turns reading the notes aloud or create a theme day, like "Wacky Wednesday," to keep the excitement going.



DIY MINI BOWLING ALLEY


Create your own "bowling alley" in a hallway using items from your recycle bin. Empty cans and plastic bottles make great bowling pins.

Use a soft ball to knock them down. Try a different "challenge" each round, like bowling with your non-dominant hand or setting up a trick shot. It's a mini-competition everyone can enjoy!



MAP THE HIDDEN TREASURES

Turn your home into a treasure hunt! Choose small items to hide in different rooms, like toys, notes, or snacks. Then, draw a simple map with clues or mark spots on the map where each treasure is hidden. Let your family follow the map to find each "hidden treasure" around the house. It's a mini adventure right in your living room!



CHOOSE, SAVE, GROW



You can use your money to buy fun things now and save up for something extra special later! Make a plan to help you save for what you want—and still enjoy some of your money now.

Step 1: Choose Your Big Wish

What's something special you want to save for? (For example, a new bicycle). Draw or write your wish in the space below:

Step 2: Count Your Cash

How much money do you receive each week? _____

Step 3: Money Jars

Separate your money into two jars. One is the "Spend Jar." Use that one for small things you want to buy. The second is the "Save Jar." That's where you put the money for your big wish.

Watch Your Savings Grow!

Each week you save, track the amount you deposit on this savings tracker! As you fill in the boxes, you'll get closer to your big wish.

	Week 1	Week 2	Week 3	Week 4
Deposit Amount				
Total Saved				

Visit redwoodcu.org/youthsavingstracker to download a 52-week savings tracker.

REDDY'S CROSSWORD CHALLENGE

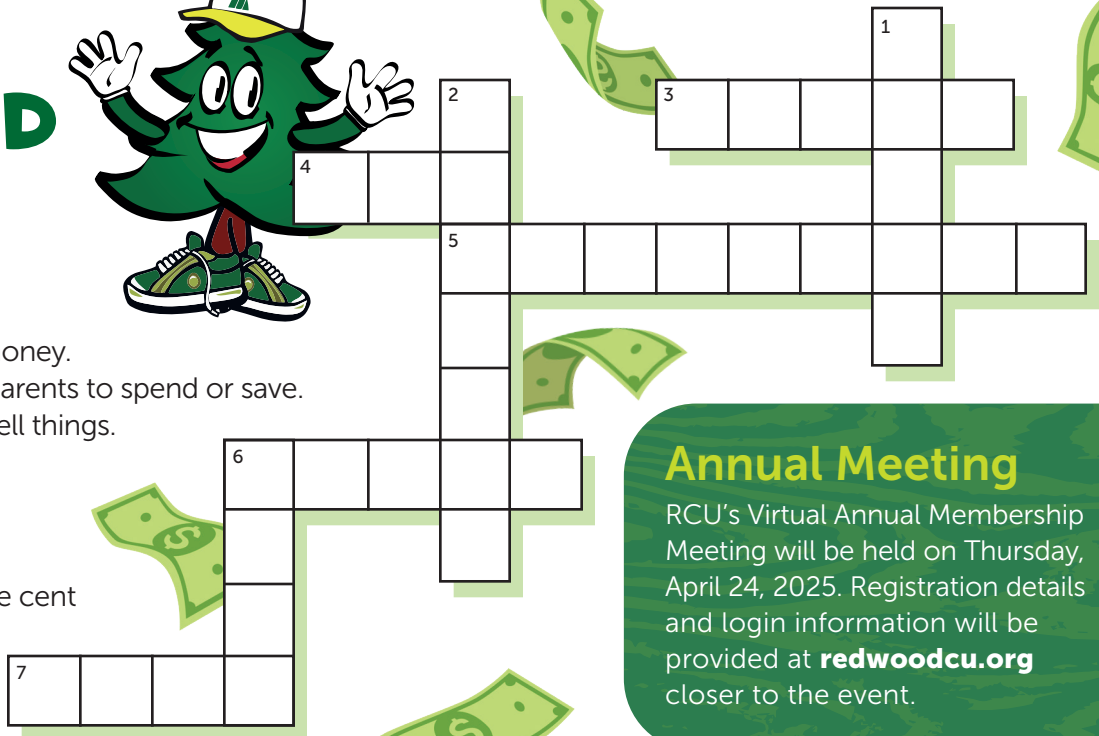


Across

- 3 What you use to buy things.
- 4 The best place to save your money.
- 5 Money given to kids by their parents to spend or save.
- 6 When stores lower prices to sell things.
- 7 A coin that's worth ten cents.

Down

- 1 A coin that's worth one cent.
- 2 A coin that's worth twenty-five cent
- 6 When you put money aside to use later.




Annual Meeting

RCU's Virtual Annual Membership Meeting will be held on Thursday, April 24, 2025. Registration details and login information will be provided at redwoodcu.org closer to the event.

Answers: (Across) 3-Money, 4-RCU, 5-Allowance, 6-Sales, 7-Dime. (Down) 1-Penny, 2-Quarter, 6-Save.

Reddy the Redwood "HOT COCOA HUSTLE"



THIS GUIDE BELONGS TO:



redwoodcu.org/youth | 1 (800) 479-7928

RCU Calendar

Redwood Credit Union will be closed on the following holidays:

Martin Luther King Jr. Day

Monday, January 20

Presidents Day

Monday, February 17

AN OFFICIAL JR. RANGER



Federally insured by NCUA